

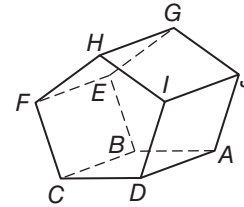
3 Chapter 3 Mid-Chapter Test

SCORE _____

(Lessons 3-1 through 3-3)

Part I Write the letter for the correct answer in the blank at the right of each question.

For Questions 1 and 2, refer to the figure.



1. Which segment is skew to \overline{IJ} ?

- A \overline{GH}
- B \overline{AJ}

- C \overline{HI}
- D \overline{AB}

1. _____

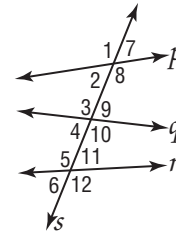
2. Which plane is parallel to plane CDF ?

- F plane BEF
- G plane HIJ

- H plane ABE
- J plane ABC

2. _____

For Questions 3–5, refer to the figure. Identify the special name for each angle pair.



3. $\angle 2$ and $\angle 4$

- A alternate exterior
- B alternate interior

- C corresponding
- D consecutive interior

3. _____

4. $\angle 3$ and $\angle 12$

- F alternate exterior
- G alternate interior

- H corresponding
- J consecutive interior

4. _____

5. Given $p \parallel r$ and $m\angle 8 = 119$, find $m\angle 11$.

A 29

B 61

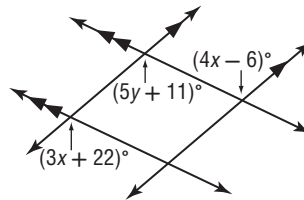
C 119

D 151

5. _____

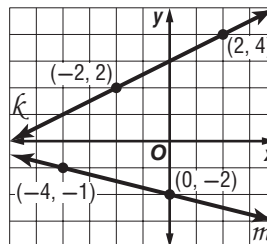
Part II

6. Find the value of the variables in the figure.



6. _____

For Questions 7 and 8, refer to the graph. Find the slope of each line.



7. k

7. _____

8. m

8. _____

Determine whether \overleftrightarrow{AB} and \overleftrightarrow{DF} are parallel, perpendicular, or neither.

9. $A(-2, -11), B(6, 5), D(-7, -10), F(2, 8)$

9. _____

10. $A(-1, 6), B(2, -9), D(-10, -1), F(5, 2)$

10. _____